



Rankings for Scientist


University, Subject,
Country, Region, World

Djibouti

Top 100 Scientists

AD Scientific Index 2022

Version 2



Djibouti Top 100 Scientists "AD Scientific Index 2022 Version 2"

(Total 20 scientist, 1 country, 2 university)
Version 3: August 2022



"AD Scientific Index" (Alper-Doger Scientific Index):

The AD Scientific Index (Alper-Doger Scientific Index), unlike other systems that provide evaluations of journals and universities, is a ranking and analysis system based on the scientific performance and the added value of the scientific productivity of individual scientists. Furthermore, it provides rankings of institutions based on the scientific characteristics of affiliated scientists.

This new index has been developed by Prof. Dr. Murat ALPER (MD) and Associate Prof. Dr. Cihan DÖĞER (MD) by using the total and last 5 years' values of the i10 index, h-index, and citation scores in Google Scholar. In addition, the ratio of the last 5 years' value to the total value of the abovementioned indexes is used. Using a total of nine parameters, the "AD Scientific Index" shows the ranking of an individual scientist by 12 subject (Agriculture & Forestry, Arts, Design and Architecture, Business & Management, Economics & Econometrics, Education, Engineering & Technology, History, Philosophy, Theology, Law / Law and Legal Studies, Medical and Health Sciences, Natural Sciences, Social Sciences and Others), 256 branch, 14,191 institution, 216 country, 10 region (Africa, Asia, Europe, North America, Oceania, Arab League, EECA, BRICS, Latin America and COMESA) and in the world. The "AD Scientific Index" is the first and only study that shows the total and the last five-year productivity coefficients of scientists based on the h-index and i10 index scores and citations in Google Scholar. Besides the indexing and ranking functions, AD Scientific Index sheds light on academic lives and offers the user the opportunity to perform an efficient academic analysis to scrutinize and detect faulty and unethical profiles, plagiarism, forgery, distortion, duplications, fabrication, slicing, salamization, unfair authorship, and several manifestations of academic mobbing. Such analyses also help reveal the medium and long-term results of several policies implemented by institutions, including those of the academic staff employment and retention policies, wage policies, academic incentives, and scientific working environments.

One of the major differences of the AD Scientific Index is the provision of the last five years' scores and the total scores of the h-index and the i10 index, and the total and last five years' number of citations. Other unique differences of the AD Scientific Index include rankings in all fields and subjects of scientific interest and the emphasis on the scientific productivity of the

scientist. Productivity Rankings is a unique service offered only by “AD Scientific Index”. This is a ranking system derived from the i10 index in order to show the productivity of the scientist in publishing scientific articles of value. Productivity Rankings is an instrument that lists productive scientists in a given area, discipline, university, and country and can guide the development of meaningful incentives and academic policies. The world rankings, regional rankings, and university rankings of scientists in this table are developed based on the total i10 index. Thus, scientists and universities can obtain their academic rankings and monitor developments in the ranking over time.

Through the contribution of many scientists from different fields, the 'AD Scientific Index' undergoes systematic updates with the aim of continuous improvement. The index is an independent institution and does not receive any support from any institutions, organizations, countries, or funds. Concurrently with the continuous increase in the number of universities and scientists registered to the Index, we are improving methodology, software, data accuracy, and data cleaning procedures every day through the contributions of a large team. Your remarks and contributions about our shortcomings will shed light to lead our efforts for continuous improvement.

For a more detailed explanation, please refer to our “Methodology” page.

AD Scientific Index Ltd.

Methodology

Ranking academic journals according to the impact factor is a practice that started many years ago. The need to access scientifically valuable studies within limited time frames or the need to find scientists working in a certain field has led to the procedure of ranking scientists and scientific studies. For this purpose, many scoring systems such as the h-index, i10 index, g-index, m-index, the Erdős number, tori index, riq index, and read-10 index have been studied as numerical indicators showing how productive and effective a researcher is. Each of these systems has many advantages as well as disadvantages. Of the abovementioned indexes, the most accepted one is the h-index. The h-index is determined based on the number of articles cited at least h times. In order to achieve a high h-index, an academician must have a high number of articles published and have received a high number of citations. For example, an h-index value of 15 indicates that the academician has received at least 15 citations to each of the 15 articles published. In order to increase the h-index value from 15 to 16, the same academician should receive at least 16 citations to the published 16 papers. To find the h-index value, several databases can be used including Google Scholar, Web of Science, Scopus, and Publons, some of which are public or require a subscription. In the calculation of h-indexes, such databases use different parameters including SCI-E or indexed journals or non-indexed auxiliary elements such as other journals, books, or patents. Because the set of parameters used by each database are different from those used by others, each database may calculate different h-index values. Therefore, h-indexes calculated by each of the Google Scholar, Web of Science, Scopus, and Publons databases may be different for the same researcher. For example, a researcher, who has authored several books more than scientific papers, may receive a low h-index score in the Web of Science despite a high number of citations received. Neither of these indexes is equivalent to the other because of differences in their scopes.

Having a large number of publications indicates that the researcher is productive, but data alone may not be the actual indicator of the success of the researcher. For example, a researcher may have 10 publications that have received 400 citations. We can argue that this researcher is more successful than a researcher having more than a hundred published papers that received, let's say, 200 citations. Besides, some valuable studies may not have been attributed the actual value they deserved because of various reasons such as the failure of the use of adequate methods that would enable easy accessibility through scientific channels. The high number of the use of papers as references by other authors shows the value and extent of contribution to the scientific literature.

The i10-index is another academic scoring system, in which the scores are calculated by Google Scholar. In this scoring system, only scientific studies such as articles and books that have received 10 or more citations are taken into consideration. The number of studies that have been cited ten or more times yields the i10-index value. The i10 index and the h-index values calculated for the last five years do not show that the article was written and published in the last 5 years. Instead, these values show the citation power in the last 5 years, indicating whether the paper is still effective.

Google Scholar provides both the total values of the i10-index, the h-index, and citation numbers along with the last 5 years' values through a system based on the voluntariness principle. In this system, scientists create their accounts, select their papers, and upload the selected papers onto the system. This service does not require a password and is free of charge. Here, we introduce a newly developed index that we have developed based on the public Google Scholar profiles of scientists. We named this new system the "AD Scientific Index", which we have developed through robust intellectual infrastructure and maximum efforts aiming to contribute to global scientific efforts.

Why is the "AD Scientific Index" needed?

The "AD Scientific Index" is the first and only study that shows the total and the last five-year productivity coefficients of scientists based on h-index and i10 index scores and citations in Google Scholar. Furthermore, the index provides the ranking and assessment of scientists in academic subjects and branches and in 14,120 universities, 212 countries, regions, and the world. In other words, the "AD Scientific Index" provides both the ranking and analysis results. Besides the indexing and ranking functions, AD Scientific Index sheds life on academic lives and offers the user the opportunity to perform an efficient academic analysis to scrutinize and detect faulty and unethical profiles, plagiarism, forgery, distortion, duplications, fabrication, slicing, salamization, unfair authorship, and several manifestations of academic mobbing. Such analyses also help reveal the medium and long-term results of several policies implemented by institutions, including those of the academic staff employment and retention policies, wage policies, academic incentives, and scientific working environments.

"AD Scientific Index" (Alper-Doger Scientific Index):

This new index has been developed by Prof. Dr. Murat ALPER (MD) and Associate Prof. Dr. Cihan DÖĞER (MD) by using the total and last 5 years' values of the i10 index, h-index, and citation

scores in Google Scholar. In addition, the ratio of the last 5 years' value to the total value of the abovementioned indexes is used. Using a total of nine parameters, the "AD Scientific Index" shows the ranking of an individual scientist by 12 subjects (Agriculture & Forestry, Arts, Design and Architecture, Business & Management, Economics & Econometrics, Education, Engineering & Technology, History, Philosophy, Theology, Law / Law and Legal Studies, Medical and Health Sciences, Natural Sciences, Social Sciences, and Others), 256 branches, 14,191 institutions of employment, 216 countries, 10 regions (Africa, Asia, Europe, North America, Oceania, Arab League, EECA, BRICS, Latin America, and COMESA), and in the world. Thus, scientists can obtain their academic rankings and monitor developments in the ranking over time.

Data Collection and Standardization:

Collecting data manually based on the ranking from Google Scholar, the profiles with up to 300 citations and verified addresses or the profiles that build confidence for their accuracy are listed primarily. Thus, it is aimed to standardize the names, institutions, and branches as much as possible. Non-standardized data including wide ranges of variations in the information and the use of abbreviations and a variety of languages have caused difficulties. Performing data mining and scrutinizing the acquired information, many profiles were excluded from the index. Furthermore, some of the profiles were excluded during the regular examination of the data onward. Data cleaning requires a regular process in place to be conducted meticulously. We welcome your contributions in data cleaning and ensuring accuracy.

Determining the subjects/departments, to which scientific fields would belong, may seem easy in some branches and in a variety of countries. However, it may create considerable confusion in some other countries, regions, and schools. We would like to emphasize that the following fields including Engineering, Natural and Environmental Sciences, Biology, and Biochemistry, Material Science, Chemistry, and Social Sciences may exist in quite variable spectrums in different countries. Therefore, we would like to stress that the standardization of subjects and branches has not been easy. To perform standardizations, we accepted the official names of the institutions and academic branches as accurate in the way that they were specified on the university website. We have developed this strategy in order to standardize this complex situation at least partially.

The number of universities in the countries and the number of academicians in universities are increasing gradually, free of charge, within our means. The current list of registered academicians includes 741,900 individuals. The frequent updates will be limited to red list and death reductions, to new profile registrations from our institution, and new individual and corporate registrations.

Although various additions, corrections, and improvements are made every day, it should be kindly considered that this process requires devoted efforts and time.

Importantly, one should remember that taking 300 citations as the lower limit for inclusion in the index brings up the potential of exclusion because of variations across different H-index values. We are going to spend our best efforts to respond to e-mails, which question the justification for not being included in the list despite high H-index values. Examples could be such that an academician with an H-index value of 1 with 300 citations may be included in the ranking, while another with an H-index value of 5 with 30 citations or an academic with an H-index of 10 with

120 citations may be excluded. Such issues require regular updates and it may take a considerably long time to update rankings because of the limits of the workload. We will be answering to such e-mails within our means with our best efforts while we continue to expand our workforce. It is possible to accelerate this period through individual and corporate registration options.

Studies that influence the order of ranking because of a high number of citations received, in a manner similar to CERN:

We started a procedure to add an asterisk as “*” at the end of the names of the authors when a scientific paper of interest included many authors such as CERN, ATLAS, ALICE, CMS, Statistical Data, Guideline, Updates etc. scientific papers. We think that new criteria will be defined to be implemented for such studies. Until further criteria are described, we marked such studies with a “*” sign.

The ethical responsibility for the correct profile information rests entirely with the relevant scientist. However, we think that it would be prudent for institutions, countries, and even branch associations to conduct periodic reviews of scientist profiles affiliated to the respective organization since misleading information may compromise the reputation of the organization or the country. Organizations should also review profiles to identify and report scientists, who are not affiliated with the respective institution. In order to avoid any compromise to the institutional reputation, institutions should take necessary corrective and preventive actions against published scientist profiles arranged unethically.

Data Cleaning and the Redlist

Data cleaning is a dynamic process that we systemically perform continuously. Despite all our best efforts, we may not be completely accurate and we welcome your contributions to the redlist notifications. Rarely, some scientists are included in the redlist due to innocent mistakes with good intentions and no unethical behavior. Most errors result from inadequate periodic profile checks. However, the correction of such an error is easy through the submission of a correction request. In order to avoid such an undesirable situation to occur, scientists should regularly check their profiles and institutions should review the profiles of the staff systematically.

Ranking Criteria:

Ranking of scientists by the university, country, region, and in the world was performed based on the “total h-index”. The “total h-index” was used in rankings by the branch and the subbranch.

The ranking criteria based on the “total h-index” scores were used in the following order: Firstly, the “total h-index” scores; secondly, the total number of citations; and thirdly, the “total i10 index” scores (1. Total h-index scores, 2. Total number of citations, 3. Total i10 index scores, 4. Last 5 years’ h-index scores).

Ranking based on the last 5 years’ h-index scores was performed using criteria in the following order: 1. Last 5 years’ h-index scores, 2. Number of citations in the last 5 years, 3. Last 5 years’ i10 index scores, 4- Total h-index scores.

The ranking criteria for the total i10 index were used in the following order: 1. Total i10 index scores, 2. Total h-index scores, 3. Total number of citations, and 4. Last 5 years' i10 index scores.

Ranking based on the last 5 years' i10 index scores was performed using the criteria in the following order: 1. Last 5 years' i10 index scores, 2. Last 5 years' h-index scores, 3. Number of citations in the last 5 years and 4. Total i10 index scores.

Ranking based on the total number of citations was performed using the criteria in the following order: 1. Total number of citations, 2. Total h-index scores, 3. Total i10 index scores and 4. Number of citations in the last 5 years.

Ranking based on the total number of citations in the last 5 years was performed using the criteria in the following order: 1: Number of citations in the last 5 years, 2. Last 5 years' h-index scores, 3: Last 5 years' i10 index scores and 4. Total number of citations

Why are the last 5 years' ratios / total ratios important?

The h-index, i10 index, and citation the last 5-year ratios/total ratios are major unique characteristics of the AD Scientific Index, showing both the development in the individual performance of the scientist and the reflections of the institutional policies of universities onto the overall scientific picture.

Productivity Rankings

Productivity Rankings is a unique service offered only by "AD Scientific Index". This is a ranking system derived from the i10 index in order to show the productivity of the scientist in publishing scientific articles of value. Productivity Rankings is an instrument that lists productive scientists in a given area, discipline, university, and country and can guide the development of meaningful incentives and academic policies. The world rankings, regional rankings, and university rankings of scientists in this table are developed based on the total i10 index.

Academic collaboration

Scientific fields of interest specified in the profiles of scientists are available for other scientists from different countries and institutions to enable academic collaboration.

Ranking Criteria for Top Universities:

In the presence of many different university ranking systems, as the "AD Scientific Index", we have developed a ranking system with a different methodology based on the principle of including only meritorious scientists. Based on Google Scholar's total h-index scores, we have listed all academicians, who are ranked in the world in the top 10,000 and top 100,000 in university rankings. Furthermore, we have listed the breakdown of this ranking by main subjects. As the order of ranking principles, we used the overall top 10,000 scientists list primarily. Secondly and thirdly, we used the ranking in the top 100,000 , top 200.000 and top 400.000 scientists list. Fourthly, the total number of scientists in the AD Scientific Index was ranked by the

university. In the case of equalities within a university ranking, we used the highest rank of the scientist in the respective university as it is listed in the world ranking.

You may sort the ranking from the highest score to the lowest or vice versa in any of these fields. You can observe the fields, which move the respective university to the forefront. Furthermore, the name of the academician with the highest total h-index in the respective university is displayed with the world ranking. Top University Ranking by “AD Scientific Index” will not only list the areas, where a university is the best or has room for improvement, but also reflect the outcomes of scientist policies of the institutions. This report reveals the competency of institutions to attract prized scientists and the ability of institutions to encourage advances and retain scientists.

Ranking Criteria for Countries:

As described in the university ranking section, it is not easy to obtain and standardize data from about 14,200 universities for the country ranking. Therefore, we based our ranking system on the number of meritorious scientists. Four criteria are used to rank the countries. The first one is the number of scientists in the top 10,000 list. The second and third criterion are the number of scientists in the top 100,000 and top 200,000 and top 400,000 list. The fourth one is the number of scientists listed in the AD Scientific Index. In the case of equalities after applying all these four criteria, the world rank of the meritorious scientist of that country is used.

World Top 100 Scientists 2022

The ranking of “Top 100” scientists is based on total h-index scores. Top 100 scientists can be ranked globally or specific to the following regions including Africa, Asia, Europe, North America, Oceania, Arab League, EECA, BRICS, Latin America, and COMESA based on total h-index scores without any breakdown by subject areas. Top 100 rankings in the world, in a continent, or a region include standardized subjects areas of Agriculture & Forestry, Arts, Design and Architecture, Business & Management, Economics & Econometrics, Education, Engineering & Technology, History, Philosophy, Theology, Law/Law and Legal Studies, Medical and Health Sciences, Natural Sciences, and Social Sciences. Subjects indicated as “others” will not be included in the ranking by regions and subjects. Therefore, you may wish to specify your subject and branch and contribute in order to standardize your performance. Determining the subjects/departments, to which scientific fields would belong, may seem easy in some branches and in a variety of countries. However, it may create considerable confusion in some other countries, regions, and schools. We would like to emphasize that the following fields including Engineering, Natural and Environmental Sciences, Biology, Biochemistry, Material Science, Biotechnology, Chemistry, and Social Sciences may exist in quite variable spectrums in different countries. Therefore, we would like to stress that the standardization of subjects and branches has not been easy. To perform standardizations, we accepted the official names of the institutions and academic branches as accurate in the way that they were specified on the university website. We have developed this strategy in order to standardize this complex situation at least partially. Furthermore, we started a procedure to add an asterisk as “*” at the end of the names of the authors when a scientific paper of interest included many authors such as CERN’s scientific papers.

Limitations of the “AD Scientific Index”: Missing or Inaccurate Profiles or Missing Institution Names

This index is a comparative platform developed by ranking accessible and verified profiles. First and foremost, not being included in this index for various reasons does not indicate that the academician is not prized or it does not mean that only those academicians listed in the index are the prized ones. This needs to be carefully noted. A meritorious scientist may not have been included in this index because of not having a Google Scholar profile or our lack of access to that profile for various reasons. The unavailability of verified Google Scholar profiles of scientists, who work in well-known and respected academic institutions in respective countries, may prevent us from finding institutions and scientist profiles. Because updating the profiles in the system and collection of data from open sources require efforts and because the data have been collected for the first time, it is not possible for the index to be completely free of errors. Accurate and instant updating of profiles and institution names requires an endless workload that no institution can overcome only with available resources despite all endeavors.

A high h-index (WOS, Scopus, Publon, etc.) does not mean that a profile will be automatically created for the academician in Google Scholar. Indeed, Google Scholar profiles are created and made public by scientists themselves on a voluntary basis. An individual may not have created a profile for various reasons and, therefore, will not be listed in the 'AD Scientific Index'. Furthermore, a profile can be rejected or may not be listed at a particular time. It needs to be considered that, at the time of our search, a profile may not exist or may not be public, some profiles may be public only at particular times, the information in the profile may not be standard, there may be more than one profile belonging to the same person, the profiles may not be verified, the name of the institution can be missing, surnames or institution names can change, profile owners may have died, or known or unforeseen problems may happen. However, missing information is completed in the system regularly and the list is updated and corrected continuously. Profiles; whose owners have passed away, are removed from the system.

When we detect or be informed of unethical situations in profile information that go beyond the limits of goodwill, the person is excluded from the list. You can report problematic and misleading profiles on our “Rejection List” page. As individuals are responsible for the accuracy of their profiles, organizations, too, should include the need for reviewing academic staff profiles in the agenda.

Articles with thousands of authors such as CERN studies in the field of physics or scientific studies with more than one author in classification studies in medicine or statistical studies raise debates about the requirements for the amount of the article content belonging to one author. Because such papers may cause inequality of opportunity, a separate grouping system may be needed in the future.

Pros and cons of “ranking” systems including Web of Science, Scopus, Google Scholar, and similar others are well known and the limits of use of such systems have long been recognized in the scientific community. Therefore, interpreting this study beyond these limits may lead to incorrect results. The “AD Scientific Index” needs to be evaluated considering all of the abovementioned potential limitations.

Comparisons of Ranking Systems

In addition to ranking lists of scientists, consisting of many tables and charts of trends analyses to be delivered for the first time, this comprehensive system offers several data and analysis results that will importantly provide an added value to branches and institutions within the limits of inherent advantages and limitations. We would like to kindly emphasize that comparisons should not be performed between two branches, either of which having different potentials to produce scientific papers. For example, it is not correct to expect the same number of articles from completely different branches such as law, social sciences, music, physics, or biochemistry. Ranking comparisons should not overlook the inherent potentials of branches to produce publications. For this reason, we try to primarily involve observations within the same subject/department and recent productivity.

Through the contribution of many scientists from different fields, the “AD Scientific Index” undergoes systematic updates with the aim of continuous improvement. The index is an independent institution and does not receive any support from any institutions, organizations, countries, or funds. Concurrently with the continuous increase in the number of universities and scientists registered to the Index, we are improving methodology, software, data accuracy, and data cleaning procedures every day through the contributions of a large team. Your remarks and contributions about our shortcomings will shed light to lead our efforts for continuous improvement.

Could this work have been designed in another way?

It is not possible to exactly measure the research capacity of a university or scientist by using a few parameters. Assessments should include many other types of data such as patents, research funds, incentives, published books, tutoring intensity, congress presentations, and graduate and doctoral teaching positions. As a frequently voiced criticism, we have been asked why the Web of Science h-index is not used. Since it is not possible to have access to the entire data covering all academic components such as the h-indexes of the Web of Science, Scopus, or Publons, etc., or the organizations, patents, awards, etc. Therefore, only available qualified data have been included.

The Concept of Predatory:

A journal or an academic service cannot be considered predatory only because it is not free. The concept of predatory is used for describing any unethical action including those with factitious, spurious, exaggerated, or deceptive quality, performed in return for a fee. Any predatory activity is misleading and unfair. As an institution that does not receive any governmental, institutional, or financial support and with the aim of maintaining the sustainability of our academic services and the preservation of editorial independence, we have reached the following figures of 741,000 academicians and 14,191 universities included in our database completely free of charge through the extensive efforts of a large team within the scope of expanding our data in terms of countries, branches, and universities. Our expansion continues at a certain pace. However, we charge a small service fee from those, who prefer to be included in the system faster, without compromising ethical principles.

“AD Scientific Index” not only provides ranking services but also lights the way against ethical noncompliance by presenting data available to the public, paving the way to sort out any ethical violations. Bearing a torch this way, we improve controllability, transparency, and accountability both on individual and corporate levels. With such efforts, individuals and institutions have been led to focus on academic profiles and tens of thousands of academicians revised and rearranged their profiles, removing incorrect data. Besides stressing the requirement that academicians should regularly review information in their profiles, we emphasize that institutions, too, should check the profiles of academic staff. You are always welcome to contribute by reporting incorrect data through the redlist link.

What's in the “AD Scientific Index”?

The “AD Scientific Index” includes 216 countries, more than 14,191 universities, and nearly a million academicians.

The “AD Scientific Index” provides data from all over the world. Besides providing data globally, the system presents data by continents including Africa, Asia, Europe, North America, Latin America, and Oceania. In addition, data are presented by countries and country groups including Arab League, EECA, BRICS, Latin America, and COMESA. When the country flag in the list is clicked, researchers ranked in the first 50 in that country are listed. When the name of the university is clicked, researchers ranked in the first 50 in that university are listed. In addition, it is possible to select a specialty area from the list below to see the ranking specific to the selected field of research (squared area 1 on Figure 1).

The screenshot shows the AD Scientific Index website interface. At the top, there is a navigation bar with links for 'University Ranking' (11), 'Top 100 Scientist' (12), 'Red List' (13), 'Highly Cited Researcher' (14), 'Sample Institutional Report' (15), and 'Contact' (16). Below this is a search bar with filters for 'World', 'Country', and various continents and regions. A secondary menu lists subject areas like 'Agriculture & Forestry', 'Arts, Design and Architecture', etc. The main content area is titled 'World Scientist and University Rankings 2021' and features a search bar with 3 results. Below the search bar is a table with columns for 'University', 'Country', 'Region', 'World', 'Name', 'Country', 'University', 'Subject', and 'H INDEX'. The table lists several scientists and their affiliations, with specific cells highlighted by boxes and numbers.

AD Scientific Index - 2021								H INDEX		
University	Country	Region	World	Name	Country	University	Subject	total	Last 5 year	Last 5 / tot.
1	1	4	1	Ronald C Kessler	USA	Harvard University	Medical and Health Sciences / Psychiatry Psychiatric Epidemiology	306	185	0.60
1	1	1	2	HJ Kim	Korea	Kyungpook (Kyungbook) National University	Natural Sciences / Physics high energy physics astro-particle physics scintillator	299	212	0.70
2	2	-	3	Joann E. Manson	USA	Harvard University	Medical and Health Sciences / Endocrinology and Metabolism Endocrinology Epidemiology Cardiovascular Disease Diabetes Women's health	297	159	0.53
1	3	1	4	Graham Colditz	USA	Washington University Saint Louis	Surgery, Epidemiology Cancer Prevention Health Outcomes	295	140	0.47
1	1	2	5	Jia-Su Wang	China	Southwest Jiaotong University	Natural Sciences / Physics superconductivity magnetic levitation	292	229	0.78
1	4	2	6	Robert Langer	USA	Massachusetts Institute of Technology	David H. Koch drug delivery tissue engineering biomaterials nanotechnology chemistry	289	163	0.54
1	1	3	7	Shizuo Akira	Japan	Osaka University	Medical and Health Sciences / Immunology	281	150	0.53

Figure 1. Sample AD Index Page

When one of the following subjects including Agriculture & Forestry, Arts, Design and Architecture, Business & Management, Economics & Econometrics, Education, Engineering & Technology, History, Philosophy, Theology, Law/Law and Legal Studies, Medical and Health Sciences, Natural Sciences, and Social Sciences is selected, the system will list the names of the scientists from all around the world working specifically in the selected subject area (squared area 2 on Figure 1). Selecting a region or a group such as Africa, Asia, Europe, North America, Latin America, Oceania, Arab League, EECA, BRICS, Latin America, or COMESA will provide you the list of scientists working in the specified field only in the selected region or group. It is possible to see the ranking in the world or the ranking by the region within the subcategories of the abovelisted fields.

You can use the search domain to look for a specific name, country, university, subject, or any other word. The search results will be sorted to rank the most related result at the top and the least related one at the bottom (squared area 3 on Figure 1).

The square-4 shows the scientist’s rank in the institution, country, region, and world based on Google Scholar’s “total h-index”.

Selecting a name in the squared area 4a will provide the total h-index, the last five year’s h-index, and the citation scores; all of which being the unique differentiation points of the “AD Scientific Index” across other index and ranking systems (Figure 2).

	Kyungpook (Kyungbook) National University	Kor
Total H	1	
Natural Sciences	Progress	
Physics	Progress	
Last 5 years H	4a	1
Total i10	2	
Last 5 years i10	1	
Total Citation	1	
Last 5 years Citation	1	

Figure 2. List of the total h-index, the last five year’s h-index, and the citation scores

Selecting a flag in the country domain will list the ranking of the selected country (squared area 5 on Figure 1).

Selecting a logo and a name in the university domain will provide the ranking of the selected university (squared area 6 on Figure 1).

The subject domain shows the subject and interest areas of the scientist. The square containing the figures 7a, 7b, 7c, and 7d presents examples. Example 7d shows a subject included incorrectly. In addition, irregular areas or blank areas with missing information may occur. Because such areas will not be included in the subject listings, you may submit a correction request by filling out the "Correction Form".

Squared areas 8, 9, and 10 provide the total and the last 5 years' h-index, i10 index, and citation scores. In addition, the productivity analysis and the ratio of the last 5 years' scores to the total score can be retrieved as the unique differentiation points of the "AD Scientific Index".

The "University Ranking" page will soon deliver country and institution rankings (squared area 11 on Figure 1).

The "Top 100" and "Highly Cited Researcher" lists can be retrieved by clicking the buttons marked by squares 12 and 14.

You can report an issue for the "Reject List" by clicking the button marked by square 13.

You can retrieve sample country or region reports by clicking the button marked by square 15. Information in this domain will be revised soon.

How will the new rankings be updated in the "AD Scientific Index"?

Updates and new rankings will be available through the current list of profiles and the pool of academicians that would expand along with new subscriptions. Importantly, one should remember that taking 300 citations as the lower limit for inclusion in the index brings up the potential of exclusion because of variations across different H-index values. We are going to spend our best efforts to respond to e-mails, which question the justification for not being included in the list despite high H-index values. Examples could be such that an academician with an H-index value of 1 with 300 citations may be included in the ranking, while another with an H-index value of 5 with 30 citations or an academic with an H-index of 10 with 120 citations may be excluded. Such issues require regular updates and it may take a considerably long time to update rankings because of the limits of the workload. We will be answering to such e-mails within our means with our best efforts while we continue to expand our workforce. It is possible to accelerate this period through individual and corporate registration options.

How can I be included in the "AD Scientific Index"?

First of all, you must have a Google Scholar profile and this profile must be set to PUBLIC. If you do not have a Google Scholar profile, you can create a profile at <https://scholar.google.com/> and add your published scientific articles. It is the liability of the scientist to ensure the accuracy and the ethical aspects of the profile. Furthermore, it is recommended that institutions would check the profiles of respective employees. We would like to remind you that you should check your profile regularly and keep it updated. Published scientific papers added to your profile may cause ethical issues if they do not belong to you.











Is there a specified lower limit for the h-index and i10 index scores or the number of citations to be included in “AD Scientific Index”?









For SUBMISSIONS, no lower limits have been specified for the number of citations or the h-index or i10-index scores to be included in the “AD Scientific Index”. We request a small contribution as a processing fee for the sustainability and independence of this system, which has been developed through the hard work of many people without receiving any institutional or financial support. The contribution you would provide will be used for the services such as the maintenance of the robust infrastructure, staffing, system updates, rigorous checks of corrections and additions, and standardization.

If you have a Google Scholar profile but you have not been included in the list yet, you can be included in “AD Scientific Index” via the following two ways:

1-) **INDIVIDUAL SUBMISSIONS:** Upon the receipt of the “data processing fee”, submitted profiles and correction requests are uploaded in 1-5 days. Please refer to the payments page. If you are from a HIGH-INCOME ECONOMY COUNTRY (\$12,536 OR MORE) based on the World Bank Classification, you will be requested to pay 30 US Dollars or 25 Euros or 22 British Pounds to be included in the index in an expedited way. Individuals from other countries will be required to pay 24 US Dollars or 20 Euros for an expedited individual submission.

2-) **INSTITUTIONAL SUBMISSIONS:** Institutions can submit a list of staff scientists, who have not yet been included in the AD Scientific Index, and receive a registration discount. Institutions can also apply for corrections. For any submission, please download the enclosed Excel file and fill out the required fields completely. (Excel) Scientists listed by the institution will be included in “AD Scientific Index” within 1-7 days after the profile checks. Thus, an institution can examine the total and the last 5 years’ h-index and i10 index scores, numbers of citations, and productivity of employee scientists. In the same way, you can observe the accurate ranking of your university in the country, region, and the world, along with any respective progress in total and in the last 5 years. In corporate applications, the fee for individual submissions will be subject to a discount of 10%. As stated in the above article, the individual registration fee ranges from 24 \$ to 30 US\$ based on the economic status of the country. The institutional registration fee is calculated by multiplying the individual application fee of the relevant country by the number of people in the institution list and applying a 10% discount to the obtained figure. After the calculated amount is deposited into our bank account with the correct IBAN, please send the receipt, the invoice address of your institution, and the complete Excel file filled out with required information to info@adscientificindex.com. The invoice will be sent electronically to the specified institutional invoice address.

				AD Scientific Index - 2022 Djibouti Top 100 Scientists				H INDEX			i10 INDEX			CITATION		
University	Country	Region	World	Name	Country	University	Subject	Total	Last 5 year	Last 5 year / total	Total	Last 5 year	Last 5 year / total	Total	Last 5 year	Last 5 year / total
1	1	8672	481811	Mohamed Osman Awaleh 	 Djibouti	Centre d'Etudes et de Recherches de Djibouti	Centre d'Etudes et de Recherches de Djibouti (CERD) Environmental Science Material Science Renewable Energy	15	12	0.800	23	14	0.609	873	423	0.485
2	2	9163	491621	Neil Trout, Neil A Trout 	 Djibouti	Centre d'Etudes et de Recherches de Djibouti	UniSA,SAIBT, Consultant chemistry (organic polymers) immunology biofuels ballistics	15	5	0.333	20	2	0.100	662	85	0.128
3	3	9901	513901	Mohamed Abass 	 Djibouti	Centre d'Etudes et de Recherches de Djibouti	Faculty of Education, Ain Shams University Organic Chemistry Heterocyclic Compounds Synthesis	14	10	0.714	27	10	0.370	795	301	0.379
4	4	14342	592375	Moussa Mahdi Ahmed	 Djibouti	Centre d'Etudes et de Recherches de Djibouti	Centre d'Etudes et de Recherches de Djibouti water treatment emerging contaminant advanced oxidation process water reuse	11	10	0.909	11	10	0.909	964	778	0.807
5	5	15226	603280	Rehan Khan	 Djibouti	Centre d'Etudes et de Recherches de Djibouti	Chemistry Organic polymers Synthesis Porphyrin's Chemistry Supramolecular Chemistry Organocatalytic Asymmetric Synthesis	11	10	0.909	12	10	0.833	456	279	0.612
6	6	15352	604141	Mominul Haq	 Djibouti	Centre d'Etudes et de Recherches de Djibouti	Chemist Science Computer	11	8	0.727	14	7	0.500	433	261	0.603
7	7	15928	608026	Upendra Nath Gupta	 Djibouti	Centre d'Etudes et de Recherches de Djibouti	National Chemical Laboratory, Cardiff University, CSIR-North East Institute of Science & ... Materials Science & Catalysis Fuel & Chemicals Syngas & H2 Material design for need based applications Waste to wealth	11	8	0.727	13	6	0.462	316	159	0.503

				AD Scientific Index - 2022 Djibouti Top 100 Scientists				H INDEX			i10 INDEX			CITATION		
University	Country	Region	World	Name	Country	University	Subject	Total	Last 5 year	Last 5 year / total	Total	Last 5 year	Last 5 year / total	Total	Last 5 year	Last 5 year / total
8	8	22182	658313	Omar Assowe Dabar	 Djibouti	Centre d'Etudes et de Recherches de Djibouti	Centre d'etude et de Recherche de Djibouti Energy Thermodynamics Molecular Simulation	7	6	0.857	6	6	1.000	195	172	0.882
9	9	22392	658820	Pirah Altaf	 Djibouti	Centre d'Etudes et de Recherches de Djibouti	M.Phil Scholar, NCEAC University of Sindh Analytical Chemistry Nanotechnology	7	7	1.000	6	6	1.000	171	171	1.000
1	10	23510	666023	Abdoulkader Ibrahim Idriss	 Djibouti	Université de Djibouti	Doyen la Faculté d'Ingénieurs l'Université Djibouti Nano-photonics Optical Nanoantennas Plasmonics Energy Environment	6	6	1.000	6	4	0.667	274	126	0.460
10	11	24999	669539	Yaser Maghbooli	 Djibouti	Centre d'Etudes et de Recherches de Djibouti	PHD of organic chemistry organic chemistry	6	6	1.000	2	2	1.000	67	65	0.970
11	12	25119	671636	Behnam Maazinejad	 Djibouti	Centre d'Etudes et de Recherches de Djibouti	Department of Chemistry, North Tehran Branch, Islamic Azad University, Tehran, Iran	5	5	1.000	5	5	1.000	511	468	0.916
2	13	25285	673401	Hassan Ali Barkad	 Djibouti	Université de Djibouti	Université Djibouti	5	5	1.000	5	3	0.600	264	129	0.489
3	14	27443	680396	Abdou Idris Omar	 Djibouti	Université de Djibouti	Bioclimatic design bioclimatic resources building energy performance hot and humid climate bioclimatic architecture	4	4	1.000	2	2	1.000	53	53	1.000
12	15	27555	680575	Italo Franco Coelho Dias	 Djibouti	Centre d'Etudes et de Recherches de Djibouti	UNIPG Chemistry	4	4	1.000	1	1	1.000	38	38	1.000






				AD Scientific Index - 2022 Djibouti Top 100 Scientists				H INDEX			i10 INDEX			CITATION		
University	Country	Region	World	Name	Country	University	Subject	Total	Last 5 year	Last 5 year / total	Total	Last 5 year	Last 5 year / total	Total	Last 5 year	Last 5 year / total
13	16	27653	681680	Kian Navaee	 Djibouti	Centre d'Etudes et de Recherches de Djibouti	Formulation & Analytical Research Scientist Tehran Iran	3	3	1.000	3	2	0.667	383	93	0.243
4	17	28158	683114	Yahyeh Souleiman	 Djibouti	Université de Djibouti	Enseignant-chercheur, Université de Djibouti, Docteur UPVD (LAMPS) Mathématiques Appliquées Analyse variationnelle et numérique	3	3	1.000	2	2	1.000	42	38	0.905
14	18	28455	684426	Omid Moradi	 Djibouti	Centre d'Etudes et de Recherches de Djibouti	Department of Chemistry, Shahr-e-Qods Branch, Islamic Azad University Nanomaterial	2	2	1.000	2	2	1.000	92	54	0.587
15	19	28591	684613	Julio César España	 Djibouti	Centre d'Etudes et de Recherches de Djibouti	Universidad Nacional de Colombia Analytical Chemistry Environmental Food Safety	2	2	1.000	2	1	0.500	30	15	0.500
16	20	28614	684656	Atta Ur Rehman	 Djibouti	Centre d'Etudes et de Recherches de Djibouti	Deparement of Chemistry, Khushal Khan Khattak University, Karak, KPK, Pakistan. Analytical chemistry Environmental analysis	2	2	1.000	1	1	1.000	21	21	1.000

Table I. Number of scientists in Djibouti top 100 according to Country

#	Country	Country Region Rank	Country World Rank	Scientists in Djibouti Top 100	Total University	Total Scientist
1	Djibouti	45	188	20	2	20

Table II. General Universities in Djibouti top 100

#	University	Country Rank	Region Rank	World Rank	Country	Sources of Funding	Founded	Scientists in Djibouti Top 100	Total Scientists in Index	Ratio (in top 100 / Total Scientist)
1	Centre d'Etudes et de Recherches de Djibouti	1	449	7636	Djibouti	Public	2001	16	16	1.000
2	Université de Djibouti	2	875	12281	Djibouti	Public	2006	4	4	1.000

Table III. Public Universities in Djibouti top 100

#	University	Country Rank	Region Rank	World Rank	Country	Founded	Scientists in Djibouti Top 100	Total Scientists in Index	Ratio (in top 100 / Total Scientist)
1	Centre d'Etudes et de Recherches de Djibouti	1	449	7636	Djibouti	2001	16	16	1.000
2	Université de Djibouti	2	875	12281	Djibouti	2006	4	4	1.000

Table IV. Private Universities in Djibouti top 100

#	University	Country Rank	Region Rank	World Rank	Country	Founded	Scientists in Djibouti Top 100	Total Scientists in Index	Ratio (in top 100 / Total Scientist)
---	------------	--------------	-------------	------------	---------	---------	--------------------------------	---------------------------	--------------------------------------

Table V. Universities Founded After 2010 in Djibouti Top 100

#	University	Country Rank	Region Rank	World Rank	Country	Sources of Funding	Founded	Scientists in Djibouti Top 100	Total Scientists in Index	Ratio (in top 100 / Total Scientist)
---	------------	--------------	-------------	------------	---------	--------------------	---------	--------------------------------	---------------------------	--------------------------------------

Table VI. Universities Founded After 2000 in Djibouti Top 100

#	University	Country Rank	Region Rank	World Rank	Country	Sources of Funding	Founded	Scientists in Djibouti Top 100	Total Scientists in Index	Ratio (in top 100 / Total Scientist)
1	Centre d'Etudes et de Recherches de Djibouti	1	449	7636	Djibouti	Public	2001	16	16	1.000
2	Université de Djibouti	2	875	12281	Djibouti	Public	2006	4	4	1.000